



# HOT TUB COLLECTION





# JACUZZI® BRAND IS AN ICON

Legendary for performance, reliability and ease of use, we set the standard by which all hot tubs are measured. While imitation may be the sincerest form of flattery, only 60 years of innovation can produce hot tub designs made to the demanding standards of the Jacuzzi® Brand.







Hot Tubs



Bathtubs



Showers



Swim Spas



Saunas



Commercial

Jacuzzi® Brand products are manufactured in 5 countries, enjoyed in more than 100 countries worldwide, and employ thousands of people around the world. Representing decades of innovation, design, performance and ease of use, the Jacuzzi® Brand is trusted by millions of customers globally.



# HERITAGE

When the seven Jacuzzi brothers immigrated to the U.S., they had no idea that a pump they designed for orchards would revolutionize hydrotherapy in the home. While the family's critical need to change the life of a child triggered this therapeutic invention, a desire for wellness founded an industry.



CELEBRATING

60

YEARS

OF HYDROTHERAPY





The Jacuzzi family departs Italy for the United States and transforms the aviation and agriculture industries.

When Ken Jacuzzi, age 2, is diagnosed with rheumatoid arthritis, his father invents a portable hydrotherapy pump to provide pain-relieving hydrotherapy.



Jacuzzi soon became a household name thanks in part to repeated appearances on the national daytime television show, *Queen for a Day*, which boasted 20 million viewers. The Jacuzzi® Brand became an overnight sensation.

Through the years, the Jacuzzi® Brand has been awarded more than 700 patents, laying our foundation for unmatched hydrotherapy and leading to breakthroughs in jet engineering, design, and the SmartTub™ system.



With a foundation in health and wellness and a dedication to research and innovation, Jacuzzi continues to develop products that improve the lives of both high-performance athletes and everyday people while leading the industry as the most recognized hot tub brand in the world.

# PERFORMANCE

Jacuzzi® premium products support the needs of high endurance athletes and teams who are committed to maintaining and improving their quality of life, both during and beyond their active careers through the power of hydrotherapy. Whether you're a professional athlete or a weekend warrior, Jacuzzi® products increase your ability to recover, relax and perform, harnessing water's natural ability to heal the mind, body and soul.

The Jacuzzi® Brand proudly partners with endurance athletes and professional teams around the world.



**JANET EVANS**  
Olympian and World Cup Champion  
Freestyle Swimmer



**MIKE ERUZIONE**  
Captain of the Gold Medal-Winning  
1980 Winter Olympic Hockey Team



**AMY PURDY**  
Paralympic Snowboarder



**TRACE WORTHINGTON**  
2X Olympian and U.S. Ski and  
Snowboard Hall of Famer



**MELISSA STOCKWELL**  
Paralympian and Former U.S. Army  
Officer



**MATT GREVERS**  
6X Olympic Gold Medalist and  
World Champion Swimmer



**JOEY MANTIA**  
Olympian and World Champion  
Speed Skater



**THURL BAILEY**  
Retired NBA Player and Inspirational  
Speaker



**STEVE NYMAN**  
Olympian and World Cup Ski Racer



**TIM JITLOFF**  
2X Olympian and U.S. Ski Team  
Member



**EDWARD BAXTER**  
Youth Commonwealth Games  
Champion & British Record Holder



**KIMBERLEY MORRISON**  
Triathlete and Ironman Champion



**JASON LINDSAY**  
Professional Trainer



**CYDNEY CLANTON**  
LPGA Pro



TRAIN LIKE A PRO  
WITH A  
JACUZZI® HOT TUB



#JacuzziPerformance



# HYDROMASSAGE

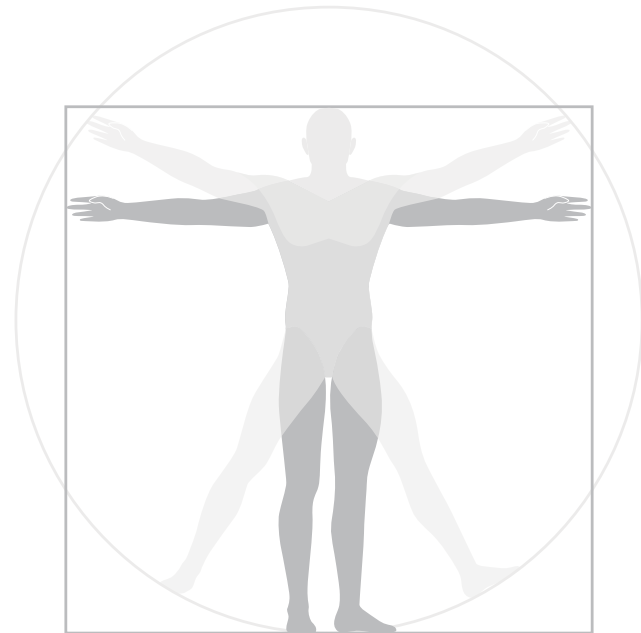
Some of the smallest daily rituals you love to do can be more beneficial than you realize. As simple as enjoying a cup of coffee, a regular hydromassage routine combining heat, buoyancy and massage can reduce stress and lower back pain, improve sleep and post exercise recovery, and alleviate restless leg syndrome, cramps, arthritis, and fibromyalgia, improving your overall well-being.




BALANCE =  $\left( \frac{\text{PUMP}}{\text{SEAT}} \right)$

## PERSONALIZED MASSAGE

To ensure you experience an optimal massage, our hot tubs are engineered using dimensions from the average measurements of 90% of the population.



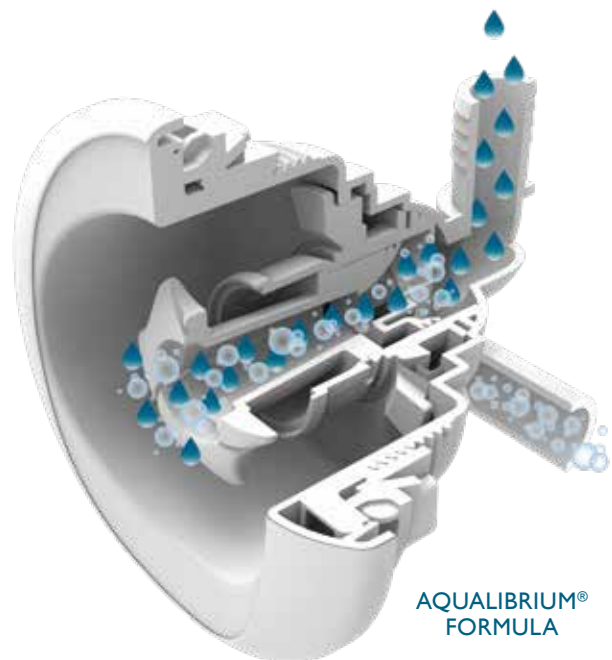
ANTHROPOMETRIC DIMENSIONS



MUSCLE STRUCTURE JET CONFIGURATION

## ERGONOMIC SEATING

Seats designed to follow the contours of the body and recessed jets placed to perfectly match the muscle structure of the human form delivers a comfortable, premium hydromassage experience for most body types.



AQUALIBRIUM® FORMULA

## COMPLETE BALANCE

Using the Aqualibrium® Formula, each jet is individually calibrated to deliver the perfect balance of air and water, then precisely paired with the exact pump-to-jet ratio needed to ensure a balanced experience in each and every seat.

# #science



POWERPRO™ JETS COLLECTION KEY

## POWERPRO™ JETS\* COLLECTION

Our products deliver an adjustable high-flow, low-pressure hydromassage that feels like no other.

\*PowerPro™ Jets are available in select models in the J-500™, J-400™, and J-300™ Collections. Jets are not to scale.



**POWERPRO™ MX**

Based on the form and function of the original Jacuzzi® Jet, the MX jets deliver maximum volume at a higher air-to-water ratio to deliver a bold massage to the muscles in the lower back.



**POWERPRO™ BX**

The comforting yet rejuvenating bubbling effect massages the calves.



## FX THERAPY SEAT



The **full coverage neck, shoulders and back** seat delivers a deep, adjustable, rifling, spiral stream of air and water to relieve chronic aches and pains.



## MX JET THERAPY SEAT



Recognized as our original Jacuzzi® jet, the MX jet delivers a maximum volume, low pressure deep tissue massage for the **lower back**.





**POWERPRO™ FX LARGE**

Focusing on the middle of the back to relieve tension and muscle strain, the spiral action massage promotes better circulation.



**POWERPRO™ RX**

The spinning RX jet delivers comforting relief to the back and shoulders utilizing the highest performance hydromassage the Jacuzzi® Brand offers.



**POWERPRO™ PX**

Perfect for small muscle groups in the wrists, hands and legs, the gentle pulsating massage can be adjusted for different rates of flow.



**POWERPRO™ FX DIRECTIONAL**

Designed to relieve tension and improve circulation, this spiral action directional jet delivers a bold, targeted massage to the hips.



**RX JET THERAPY SEAT**



The spinning RX Jet seat delivers comforting **relief to the back and neck** utilizing the highest performance hydromassage the Jacuzzi® Brand offers.



**PROAIR™ LOUNGE**



Ease tension from your shoulders to your feet through targeted jets, pulsating FX Rotational jets, and exclusive bubbling BX jets for a **full-body experience**.



# CLEAN WATER

There are two options for clean water: a salt system generates chlorine from salt; UV-C technology gives you the choice to add the right dose of chlorine or bromine to meet your needs. Regardless of whether you choose chlorine or bromine, we combine ozone and UV-C technology to offer the most powerful clean water system available.

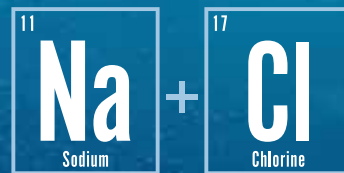
## UV-C SYSTEM



- Nature-inspired technology neutralizes pathogens
- Works with traditional chlorine or bromine sanitizer for sensitive skin
- Same technology used in bottled drinking water, aquariums, and hospitals

VS

## SALT SYSTEM



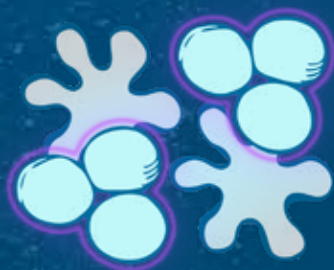
- Uses chemical reactions to generate chlorine from salt in preset doses
- Provides a soft, silky feel to the water
- Can be hard on equipment, corroding parts

## OUR HANDS-FREE APPROACH TO WATER CARE

Ozone  
+ UV-C  

---

Active Oxygen



## CLEARRAY ACTIVE OXYGEN™ CLEAN WATER SYSTEM

CLEARRAY Active Oxygen™ technology harnesses the power of air and light to work harder and clean the water longer. It's an advanced oxidation process that destroys contaminants and waterborne pathogens.

Hot Tub water is injected with a low-dose of ozone and mixed thoroughly. Ozonated water is then exposed to a UV-C bulb to energize the molecules. When ozonated water is treated by the UV-C rays, active oxygen is unlocked through a natural reaction called advanced oxidation.

Super-powered active oxygen destroys contaminants and water-borne pathogens to cleanse the water. The clean, clear water is then pumped back into the hot tub where it continues to clean and polish the water, breaking down the contaminants so it can be easily be removed through the filters.

### 5-STAGE FILTRATION PROCESS\*

#### STAGES 1 & 2

The surface skimming weir and ProCatch™ bag work together to clean the surface while trapping large debris for easy removal.

#### STAGE 3

The ProClarity® filter on the ProStream™ circulation pump helps ensure clean, sparkling water quickly by catching tiny debris and particles that other filters miss.

#### STAGE 4

The ProStream™ circulation pumps pulls the water through a ProClear® filter that works to clarify water even when the jets are not running.

#### STAGE 5

The ProClear® filter operates with your hot tub's hydromassage pump to remove large and small particles providing the cleanest water.

All acrylic models in every collection utilize CLEARRAY Active Oxygen™ technology and multi-stage filtration

\*Stages of filtration vary by collection.



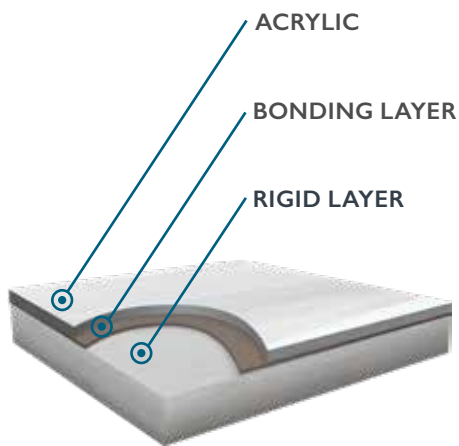
**CLEARRAY**  
ACTIVE OXYGEN™  
— CLEAN WATER SYSTEM —



# QUALITY

Quality is only as good as the people, processes, and parts behind the products. That's why Jacuzzi® Hot Tubs are exceptionally engineered with the best materials to ensure a superior product.






**ProFusion™ Shell**

Three layers of material for a strong, scratch-resistant shell



**Fully Insulated**

An air, moisture, and sound barrier adding structural integrity to pipes

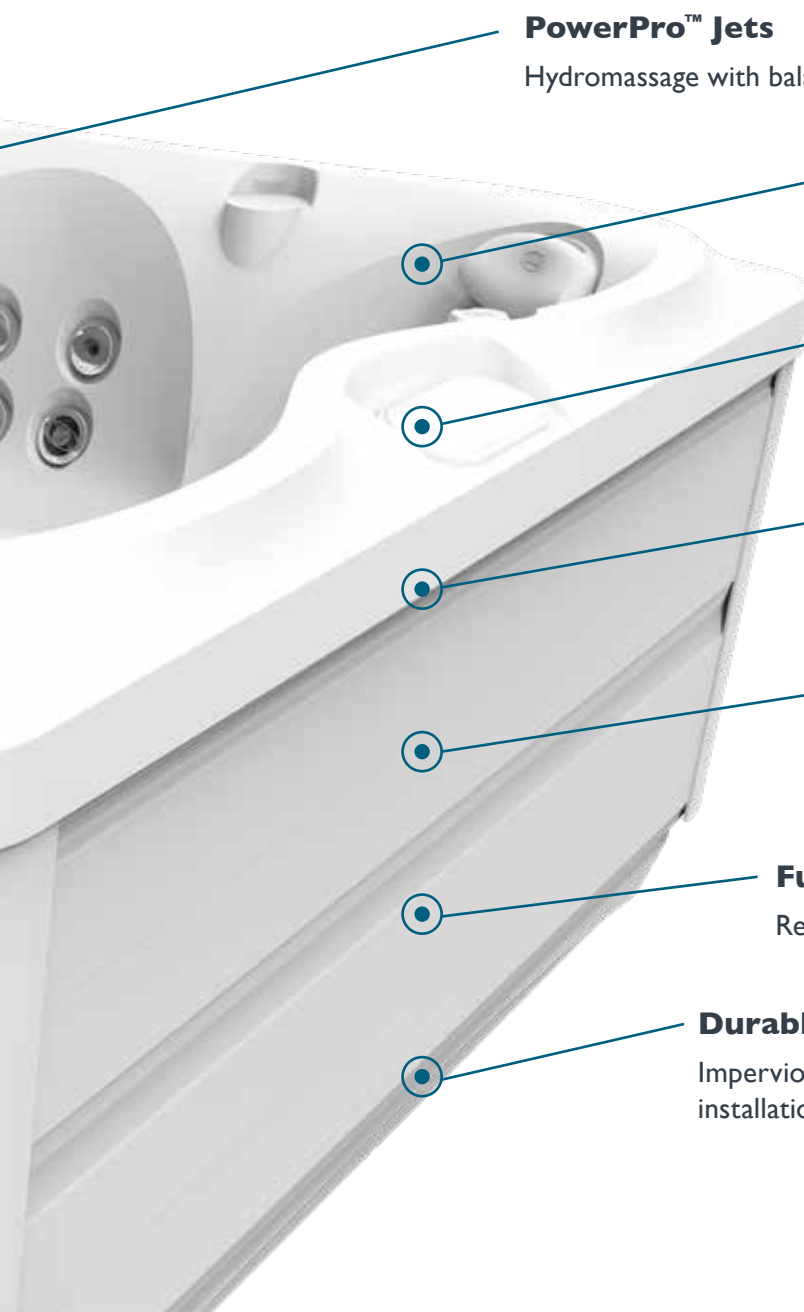


**PowerPro™ Jets**

Utilizes the Venturi (fluid pressure) effect to create the perfect balance of air and water

**Superior ProLast™ Covers**

Custom fit to lock in heat and improve energy efficiency and safety



**PowerPro™ Jets**

Hydromassage with balanced pressure for best feel

**ProFusion™ Shell**

Three layers for a strong, scratch-resistant shell

**Programmable Filtration**

Adjust settings based on energy usage reports in your SmartTub™ app

**Performance-engineered Plumbing**

Precise pump-to-jet ratio for optimized water pressure in every seat

**Tool-free Cabinetry**

High quality, UV-resistant synthetic cabinetry with easy access to critical components in your hot tub

**Fully Insulated**

Retains heat, absorbs noise, and supports plumbing

**Durable ProPolymer™ Base**

Impervious to nature and moisture, and makes installation easy

QUALITY


# INNOVATION

From an app on your smart device, you can enjoy the next generation of spa ownership. The exclusive SmartTub™ system is engineered to maximize your relaxation, recovery, and energy-saving potential. It's easier than ever to use and maintain your Jacuzzi® Hot Tub.



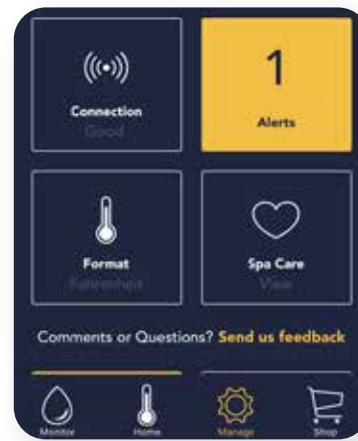
Alexa,  
ask my  
hot tub  
to start  
my massage

# SIMPLIFIED HOT TUB OWNERSHIP AT YOUR FINGERTIPS



## CUSTOMIZE YOUR SETTINGS

- Control energy savings and filtration
- Change temperature, lighting, and jets
- Manage your vacation home hot tub



## REMOTE MONITORING

- Sends real-time alerts and diagnostics to the dealer
- Delivers energy usage reports
- Relays power outage notifications



## EASY TO USE

- Always connected with cellular based service
- Activate hot tub with your Smart Home device
- Access personalized tips and how-to videos
- Shop accessories and water care supplies



INNOVATION



SmartTub™ system uses cellular-based communication and requires cell service from our provider partner in your area. See website for details.

\*Requires subscription beginning in second year of ownership.

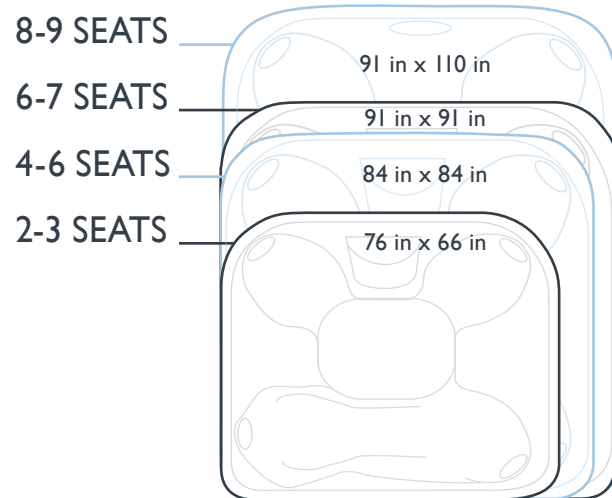
\*\*Estimates are based on sensor readings and are not meant to match your utility measurements, see your local utility company for specifics to your local system.



# MODEL SELECTION

## 1. SELECT SIZE AND MASSAGE OPTIONS

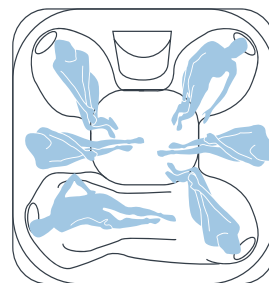
A common misconception about hot tub size is that you're limited to models with less seating options when yard space is limited. The good news is that a hot tub with more massage combinations requires only a slightly larger footprint; sometimes a matter of only a few inches.



## 2. CHOOSE LOUNGE VS. OPEN SEATING

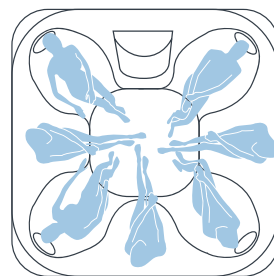
### LOUNGE

A lounge seat offers a full-body massage option and a more secluded spa experience.



### OPEN SEATING

An open seating model offers more massage options and makes communicating with others in the hot tub easier.



## 3. FIND THE COLLECTION THAT'S RIGHT FOR YOU

# J-500™

COLLECTION

REVOLUTIONARY DESIGN,  
LEGENDARY PERFORMANCE



# J-400™

COLLECTION

ELEGANT STYLING,  
SUPERIOR HYDROMASSAGE



# J-300™

COLLECTION

SMART ENGINEERING,  
PREMIUM JETTING



# J-200™

COLLECTION

QUALITY  
AND VALUE



COLLECTIONS



J-500™

LUXURY  
COLLECTION









# J-500™

## LUXURY COLLECTION

### FEATURES:

- SmartTub™ System
- Dual Elevated Edges
- Curvalux™ Designer Woven Exterior
- ProTouch™ Glass Control
- PowerPro™ Jets
- PowerPro™ FX-D Jets
- Integrated Corner Exterior Lighting
- CLEARRAY Active Oxygen™ System
- CLEARRAY® On-demand
- 5-Stage Filtration System
- ProStream™ Circulation Pump
- Floating Propolymer™ Foundation
- Tool-free Cabinet Removal
- Quick Drain System
- Dual Illuminated Waterfalls
- ProEdge™ Interior Illumination
- Sleek Cushioned Headrest
- ProLast™ Cover

### OPTIONAL FEATURES:

- ProLast™ Extreme Outdoor Cover
- BLUEWAVE® Stereo
  - Premium Speakers
  - Amplified Sub-Woofer



### PERFORMANCE

- Features PowerPro™ FX Directional Jet for targeted hip massage
- Offers wrist jets incorporated into an upright seat in the J-585™ model
- Provides wider variety of seating levels to accommodate varying heights comfortably
- Delivers a deep tissue massage experience in an upgraded RX Therapy Seat, combined with spinning, sizable coverage specialty jets to relax the back, and directionally adjustable jets that target achy hips



### DESIGN

- Features Curvalux™ exterior mimicking durable, high-end patio furniture
- Showcases a modern shape with an elevated silhouette and wall mounted controls, highlighting dual waterfalls for a soothing massage experience
- Highlights contours with a revolutionary architectural lighting design integrated into the cabinetry



### EASE OF USE

- Incorporates full-color ProTouch™ Glass Control panel
- Utilizes SmartTub™ system for simplified hot tub ownership, compatible with an app for remote access to energy efficiency and temperature settings, alerts, and more
- Integrates a concealed clip skirt system for easy, tool-free access



**POWERPRO™ JETS COLLECTION KEY**



**J-585™**

6-7 Seats

**DIMENSIONS\***

91 in x 91 in x 37.5 in - 42 in sides  
231 cm x 231 cm x 95 cm - 107 cm sides

**DRY WEIGHT**

897 lbs. (407 kg.)

**TOTAL FILLED WEIGHT**

5,403 lbs. (2,451 kg.)

**AVERAGE SPA VOLUME**

440 gallons (1,666 liters)

**ELECTRICAL**

240VAC @ 30A/50A/60A  
230VAC 50Hz 20A

**TOTAL JETS BY TYPE:**



Est. Mo. Cost  
\$14.69



**J-575™**



5-6 Seats

**DIMENSIONS\***

91 in x 91 in x 37.5 in - 42 in sides  
231 cm x 231 cm x 95 cm - 107 cm sides

**DRY WEIGHT**

898 lbs. (407 kg.)

**TOTAL FILLED WEIGHT**

5,446 lbs. (2,470 kg.)

**AVERAGE SPA VOLUME**

445 gallons (1,685 liters)

**ELECTRICAL**

240VAC @ 30A/50A/60A  
230VAC 50Hz 20A

**TOTAL JETS BY TYPE:**



Est. Mo. Cost  
\$17.64

**ACRYLIC OPTIONS**



Porcelain    Platinum    Silver Pearl    Sahara    Monaco    Midnight

**CURVALUX™ CABINETRY**



Roasted Chestnut    Silverwood

**PROLAST™ COVERS**



Black    Sienna    Gray

\*All hot tub dimensions are shown in: L x W x H.

J-400™

DESIGNER  
COLLECTION









# J-400™

## DESIGNER COLLECTION

### FEATURES:

- Distinct High Back Design
- ProFinish™ Cabinetry
- ProTouch™ Control
- PowerPro™ Jets
- Specialty PowerPro™ FX-D, RX and PX Jets
- CLEARRAY Active Oxygen™ System
- CLEARRAY® On-demand
- 5-Stage Filtration System
- ProStream™ Circulation Pump
- Floating Propolymer™ Foundation
- Tool-Free Cabinet Removal
- Quick Drain System
- Illuminated Waterfall
- Premium LED Lighting
- Adjustable Headrest
- Illuminated Cup Holders
- Status Indicator Light
- ProLast™ Cover

### OPTIONAL FEATURES:

- SmartTub™ Compatible
- ProLast™ Extreme Outdoor Cover
- SmartSeal® Insulation
- Exterior Lights
- BLUEWAVE® Stereo
  - Premium Speakers
  - Amplified Sub-Woofer



### PERFORMANCE

- Offers up to nine distinct PowerPro™ jets for more hydromassage coverage, including the pulsating PowerPro™ PX jet, spinning PowerPro™ RX jet and bold PowerPro™ MX jet
- Features more top-of-the-line rotational PowerPro™ RX jets
- Illuminates above and below the water with the most LED light integration. Glowing diverter knobs double as cupholders



### DESIGN

- Composed with an elevated back design, also offering protection from the elements
- Incorporates a touchscreen control with a simplified user interface to make usage and maintenance easy
- Showcases higher, backlit waterfalls that cascade water down your neck and back while providing a more breathtaking effect



### EASE OF USE

- Operates maximum filter processes and filters hot tub water as needed with CLEARRAY® On-Demand
- Eases maintenance with tool-free cabinet removal
- Compatible with SmartTub™ app for enhanced hot tub care and support, personalized tips and how-to videos



**POWERPRO™ JETS COLLECTION KEY**



**J-495™**

8 - 9 Seats

**DIMENSIONS\***  
91 in x 110 in x 37.5 in - 43.5 in back  
231 cm x 279 cm x 95 cm - 111 cm back

**DRY WEIGHT**  
1,091 lbs. (495 kg.)

**TOTAL FILLED WEIGHT**  
5,261 lbs. (2,386 kg.)

**AVERAGE SPA VOLUME**  
500 US gallons (1,893 liters)

**ELECTRICAL**  
240VAC @ 50A/60A  
230VAC 50Hz 1x32A

**TOTAL JETS BY TYPE:**



Est. Mo. Cost | w/ SmartSeal®  
\$21.10 | \$13.39



**J-485™**

6 - 7 Seats

**DIMENSIONS\***  
91 in x 91 in x 37.5 in - 43.5 in back  
231 cm x 231 cm x 95 cm - 111 cm back

**DRY WEIGHT**  
916 lbs. (415.5 kg.)

**TOTAL FILLED WEIGHT**  
5,336 lbs. (2,420 kg.)

**AVERAGE SPA VOLUME**  
435 US gallons (1,647 liters)

**ELECTRICAL**  
240VAC @ 30A/50A/60A  
230VAC 50Hz 20A (2 breakers required)

**TOTAL JETS BY TYPE:**



Est. Mo. Cost | w/ SmartSeal®  
\$17.50 | \$14.11



**J-475™**



6-7 Seats

**DIMENSIONS\***  
91 in x 91 in x 37.5 in - 43.5 in back  
231 cm x 231 cm x 95 cm - 111 cm back

**DRY WEIGHT**  
925 lbs. (419.5 kg.)

**TOTAL FILLED WEIGHT**  
5,387 lbs. (2,444 kg.)

**AVERAGE SPA VOLUME**  
440 US gallons (1,666 liters)

**ELECTRICAL**  
240VAC @ 30A/50A/60A  
230VAC 50Hz 20A (2 breakers required)

**TOTAL JETS BY TYPE:**



Est. Mo. Cost | w/ SmartSeal®  
\$18.94 | TBD



**J-445™**

6 Seats

**DIMENSIONS\***  
84 in x 84 in x 37.5 in - 43.5 in in back  
214 cm x 214 cm x 95 cm - 111 cm back

**DRY WEIGHT**  
855 lbs. (388 kg.)

**TOTAL FILLED WEIGHT**  
4,525 lbs. (2,052 kg.)

**AVERAGE SPA VOLUME**  
440 US gallons (1,666 liters)

**ELECTRICAL**  
240VAC @ 30A/50A/60A  
230VAC 50Hz 20A (2 breakers required)

**TOTAL JETS BY TYPE:**



Est. Mo. Cost | w/ SmartSeal®  
\$16.63 | \$14.69



**J-435™**



5 - 6 Seats

**DIMENSIONS\***  
84 in x 84 in x 37.5 in - 43.5 in in back  
214 cm x 214 cm x 95 cm - 111 cm back

**DRY WEIGHT**  
822 lbs. (373 kg.)

**TOTAL FILLED WEIGHT**  
4,492 lbs. (2,037 kg.)

**AVERAGE SPA VOLUME**  
360 US gallons (1,363 liters)

**ELECTRICAL**  
240VAC @ 30A/50A/60A  
230VAC 50Hz 20A (2 breakers required)

**TOTAL JETS BY TYPE:**



Est. Mo. Cost | w/ SmartSeal®  
\$15.77 | \$11.09



**J-425™**

4 - 5 Seats

**DIMENSIONS\***  
76 in x 87 in x 34 in - 40 in back  
193 cm x 221 cm x 86 cm - 102 cm back

**DRY WEIGHT**  
776 lbs. (352 kg.)

**TOTAL FILLED WEIGHT**  
4,279 lbs. (1,941 kg.)

**AVERAGE SPA VOLUME**  
320 US gallons (1,211 liters)

**ELECTRICAL**  
240VAC 60Hz 40A/50A/60A  
230VAC 50Hz 17A/13A

**TOTAL JETS BY TYPE:**



Est. Mo. Cost | w/ SmartSeal®  
\$13.03 | \$11.02

**ACRYLIC OPTIONS**



**PROFINISH™ CABINETRY**



**PROLAST™ COVERS**



\*All hot tub dimensions are shown in: L x W x H.  
\*\*Available on select models



# J-300™

COMFORT  
COLLECTION









# J-300™

## COMFORT COLLECTION

### FEATURES:

- PowerPro™ Jets
- Specialty PowerPro™ BX and FX-L Jets
- Illuminated Control
- CLEARRAY Active Oxygen™ System
- CLEARRAY® On-demand
- 4-Stage Filtration System
- ProStream™ Circulation Pump
- Propolymer™ Foundation
- Tool-Free Cabinet
- Illuminated Waterfall
- ProLite™ LED Lighting
- HydroSoothe™ Massage Pillow
- Illuminated Cup Holders
- ProLast™ Cover

### OPTIONAL FEATURES:

- SmartTub™ Compatible
- ProLast™ Extreme Outdoor Cover
- ProClarity® Circulation Pump Filter
- SmartSeal® Insulation
- Exterior Lights
- BLUEWAVE® Stereo
  - Standard Speakers
  - Sub-Woofer



### PERFORMANCE

- Delivers a superior hydromassage with PowerPro™ Jets
- Features the bubbler PowerPro™ BX Jet, exclusive to the J-300™ Collection
- Minimizes water debris with ProClear® filter



### DESIGN

- Enhances comfort with ergonomically-designed seating
- Incorporates more LED lighting coverage underwater and above the water
- Features unique HydroSoothe™ massage pillow, delivering a head and neck massage and a cascade of water over neck and shoulders without splashing or spraying



### EASE OF USE

- Promptly cleanses hot tub water with CLEARRAY® On-Demand
- Eases maintenance with tool-free cabinetry removal
- Makes usage and maintenance effortless with illuminated topside control panel and back-lit buttons
- Compatible with SmartTub™ app for enhanced hot tub care and support, personalized tips and how-to videos



**POWERPRO™ JETS COLLECTION KEY**



**J-385™**

6 - 7 Seats

**DIMENSIONS\***  
91 in x 91 in x 38 in  
231 cm x 231 cm x 97 cm

**DRY WEIGHT**  
850 lbs. (386 kg.)

**TOTAL FILLED WEIGHT**  
5,771 lbs. (2,618 kg.)

**AVERAGE SPA VOLUME**  
460 US gallons (1,741 liters)

**ELECTRICAL**  
240VAC 60Hz 40A/50A/60A  
230VAC 50Hz 17A/13A

**TOTAL JETS BY TYPE:**



Est. Mo. Cost | w/ SmartSeal®  
\$15.91 | \$12.96



**J-375™**



5 - 6 Seats

**DIMENSIONS\***  
91 in x 91 in x 38 in  
231 cm x 231 cm x 97 cm

**DRY WEIGHT**  
830 lbs. (377 kg.)

**TOTAL FILLED WEIGHT**  
5,667 lbs. (2,571 kg.)

**AVERAGE SPA VOLUME**  
445 US gallons (1,685 liters)

**ELECTRICAL**  
240VAC 60Hz 40A/50A/60A  
230VAC 50Hz 17A/13A

**TOTAL JETS BY TYPE:**



Est. Mo. Cost | w/ SmartSeal®  
\$17.14 | \$13.25



**J-365™**

6 - 7 Seats

**DIMENSIONS\***  
84 in x 91 in x 38 in  
213 cm x 231 cm x 97 cm

**DRY WEIGHT**  
805 lbs. (365 kg.)

**TOTAL FILLED WEIGHT**  
4,975 lbs. (2,257 kg.)

**AVERAGE SPA VOLUME**  
395 US gallons (1,495 liters)

**ELECTRICAL**  
240VAC 60Hz 40A/50A/60A  
230VAC 50Hz 17A/13A

**TOTAL JETS BY TYPE:**



Est. Mo. Cost | w/ SmartSeal®  
\$15.62 | \$11.74



**J-355™**



5 - 6 Seats

**DIMENSIONS\***  
84 in x 91 in x 38 in  
213 cm x 231 cm x 97 cm

**DRY WEIGHT**  
813 lbs. (369 kg.)

**TOTAL FILLED WEIGHT**  
4,900 lbs. (2,223 kg.)

**AVERAGE SPA VOLUME**  
360 US gallons (1,363 liters)

**ELECTRICAL**  
240VAC 60Hz 40A/50A/60A  
230VAC 50Hz 17A/13A

**TOTAL JETS BY TYPE:**



Est. Mo. Cost | w/ SmartSeal®  
\$15.77 | \$12.17



**J-345™**

6 - 7 Seats

**DIMENSIONS\***  
84 in x 84 in x 36 in  
213 cm x 213 cm x 92 cm

**DRY WEIGHT**  
777 lbs. (352 kg.)

**TOTAL FILLED WEIGHT**  
4,488 lbs. (2,036 kg.)

**AVERAGE SPA VOLUME**  
345 US gallons (1,306 liters)

**ELECTRICAL**  
240VAC 60Hz 40A/50A/60A  
230VAC 50Hz 17A/13A

**TOTAL JETS BY TYPE:**



Est. Mo. Cost | w/ SmartSeal®  
\$13.75 | \$11.16



**J-335™**



5 - 6 Seats

**DIMENSIONS\***  
84 in x 84 in x 36 in  
213 cm x 213 cm x 92 cm

**DRY WEIGHT**  
764 lbs. (347 kg.)

**TOTAL FILLED WEIGHT**  
4,684 lbs. (2,125 kg.)

**AVERAGE SPA VOLUME**  
350 US gallons (1,325 liters)

**ELECTRICAL**  
240VAC 60Hz 40A/50A/60A  
230VAC 50Hz 17A/13A

**TOTAL JETS BY TYPE:**



Est. Mo. Cost | w/ SmartSeal®  
\$14.54 | \$11.45



**J-325™**

4 - 5 Seats

**DIMENSIONS\***  
84 in x 76 in x 34 in  
213 cm x 193 cm x 87 cm

**DRY WEIGHT**  
619 lbs. (281 kg.)

**TOTAL FILLED WEIGHT**  
4,372 lbs. (1,983 kg.)

**AVERAGE SPA VOLUME**  
335 US gallons (1,268 liters)

**ELECTRICAL**  
120VAC 15A or  
240VAC 60Hz 30/40A  
230VAC 50Hz 13A/10A

**TOTAL JETS BY TYPE:**



Est. Mo. Cost | w/ SmartSeal®  
\$12.67 | \$9.65



**J-315™**

2 - 3 Seats

**DIMENSIONS\***  
66 in x 76 in x 32 in  
168 cm x 193 cm x 81 cm

**DRY WEIGHT**  
531 lbs. (241 kg.)

**TOTAL FILLED WEIGHT**  
2,866 lbs. (1,300 kg.)

**AVERAGE SPA VOLUME**  
210 US gallons (795 liters)

**ELECTRICAL**  
120VAC 15A or  
240VAC 60Hz 30/40A  
230VAC 50Hz 13A/10A

**TOTAL JETS BY TYPE:**



Est. Mo. Cost | w/ SmartSeal®  
\$10.73 | \$7.99



**ACRYLIC OPTIONS**



Porcelain   Platinum   Silver Pearl   Sahara   Monaco   Midnight

**PROFINISH™ CABINETRY**



Modern Hardwood   Smoked Ebony   Brushed Gray

**PROLAST™ COVERS**




Black   Sienna   Gray

\*All hot tub dimensions are shown in: L x W x H.



J-200™

CLASSIC  
COLLECTION









# J-200™

## CLASSIC COLLECTION

### FEATURES:

- Classic & ClassicPro™ Jets†
- CLEARRAY Active Oxygen™ System
- 2-Stage Filtration System
- Comfortable Headrests
- Built-In Drink Holders
- Illuminated Waterfall
- Multi-Colored Lighting
- ProLast™ Cover

### OPTIONAL FEATURES:

- SmartTub™ Compatible
- ProLast™ Extreme Outdoor Cover



### PERFORMANCE

- Offers a complete hydromassage experience with tested jet placement
- Expands ergonomic options with a variety of jet configurations to find the right massage for you



### DESIGN

- Maximizes durability and efficiency with strong acrylic shell and is fully insulated
- Features UV-resistant cabinet that stays beautiful longer



### EASE OF USE

- Simplifies usage with one-button operation controls
- Facilitates maintenance with top-loading filtration system
- Compatible with SmartTub™ app for enhanced hot tub care and support, personalized tips and how-to videos



## J-280™

6 - 7 Seats

**TOTAL JETS**  
44 ClassicPro™ Jets

**DIMENSIONS\***  
90 in x 90 in x 36.5 in  
229 cm x 229 cm x 93 cm

**DRY WEIGHT**  
885 lbs. (401 kg.)

**TOTAL FILLED WEIGHT**  
5,639 lbs. (2,558 kg.)

**AVERAGE SPA VOLUME**  
460 US gallons (1,741 liters)

**ELECTRICAL**  
240VAC 60Hz 40A/50A/60A  
230VAC 50Hz 20A/30A/40A

Est. Mo. Cost  
\$16.27



## J-275™ LOUNGE

6 Seats

**TOTAL JETS**  
45 ClassicPro™ Jets

**DIMENSIONS\***  
90 in x 90 in x 36.5 in  
229 cm x 229 cm x 93 cm

**DRY WEIGHT**  
807 lbs. (366 kg.)

**TOTAL FILLED WEIGHT**  
5,227 lbs. (2,371 kg.)

**AVERAGE SPA VOLUME**  
420 US gallons (1,590 liters)

**ELECTRICAL**  
240VAC 60Hz 40A/50A/60A  
230VAC 50Hz 20A/30A/40A

Est. Mo. Cost  
\$15.26



## J-245™

6 - 7 Seats

**TOTAL JETS**  
35 ClassicPro™ Jets

**DIMENSIONS\***  
84 in x 84 in x 36 in  
214 cm x 214 cm x 92 cm

**DRY WEIGHT**  
827 lbs. (375 kg.)

**TOTAL FILLED WEIGHT**  
4,747 lbs. (2,153 kg.)

**AVERAGE SPA VOLUME**  
360 US gallons (1,363 liters)

**ELECTRICAL**  
240VAC 60Hz 40A/50A/60A  
230VAC 50Hz 20A/30A/40A

Est. Mo. Cost  
\$15.98



## J-235™ LOUNGE

6 Seats

**TOTAL JETS**  
35 ClassicPro™ Jets

**DIMENSIONS\***  
84 in x 84 in x 36 in  
214 cm x 214 cm x 92 cm

**DRY WEIGHT**  
718 lbs. (326 kg.)

**TOTAL FILLED WEIGHT**  
4,554 lbs. (2,066 kg.)

**AVERAGE SPA VOLUME**  
360 US gallons (1,363 liters)

**ELECTRICAL**  
240VAC 60Hz 40A/50A/60A  
230VAC 50Hz 20A/30A/40A

Est. Mo. Cost  
\$14.76



## J-225™

4 - 5 Seats

**TOTAL JETS**  
23 Classic Jets

**DIMENSIONS\***  
84 in x 76 in x 34.5 in  
214 cm x 193 cm x 87 cm

**DRY WEIGHT**  
562 lbs. (255 kg.)

**TOTAL FILLED WEIGHT**  
4,219 lbs. (1,914 kg.)

**AVERAGE SPA VOLUME**  
354 US gallons (1,340 liters)

**ELECTRICAL**  
120VAC 60Hz 15A or  
240VAC 60Hz 30A/40A  
230VAC 50Hz 20A/30A



Est. Mo. Cost  
\$14.62



## J-215™

2 - 3 Seats

**TOTAL JETS**  
19 Classic Jets

**DIMENSIONS\***  
66 in x 76 in x 32 in  
168 cm x 193 cm x 81 cm

**DRY WEIGHT**  
492 lbs. (223 kg.)

**TOTAL FILLED WEIGHT**  
2,780 lbs. (1,261 kg.)

**AVERAGE SPA VOLUME**  
220 US gallons (833 liters)

**ELECTRICAL**  
120VAC @ 15A  
240VAC @ 30A/40A  
230VAC 50Hz 20A/30A



Est. Mo. Cost  
\$12.46



## J-210™

4 Seats

**TOTAL JETS**  
19 Classic Jets

**DIMENSIONS\***  
78 in x 36 in  
198 cm x 92 cm

**DRY WEIGHT**  
527 lbs. (239 kg.)

**TOTAL FILLED WEIGHT**  
3,112 lbs. (1,412 kg.)

**AVERAGE SPA VOLUME**  
240 US gallons (908 liters)

**ELECTRICAL**  
120VAC 60Hz 15A  
240VAC 60Hz 30A/40A  
230VAC 50Hz 20A/30A



Est. Mo. Cost  
\$13.32

### ACRYLIC OPTIONS



Porcelain




Platinum



Silver Pearl



Sahara




Monaco




Midnight

### PROENDURE™ CABINETRY



Brazilian Teak




Silverwood



Roasted Chestnut


### PROLAST™ COVERS



Black



Sienna



Gray

\*All hot tub dimensions are shown in: L x W x H.

†Select models





www.jacuzzi.com  
13925 City Center Drive, Suite 200  
Chino Hills, CA 91709

©2021 Jacuzzi Hot Tubs. All rights reserved. Jacuzzi® is a registered trademark of Jacuzzi Inc. used with permission. All other brands, product names, company names, trade names, trademarks and service marks used are the property of their respective owners. Jacuzzi Hot Tubs may make product modifications and enhancements. Specifications may change without notice. International products may be configured differently to meet local electrical requirements. Dimensions are approximate. Manufactured under one or more United States patent numbers. Other patents may apply.

Part No: 2890-043H  
01/21

